



# Kindergarten Thematic Lesson Calendar – March 2026



**Theme:** Growing and Changing (Spring, Weather, Plants, Community Helpers)

**Objectives:** Children will explore the natural world around them

**Florida Standards:** B.E.S.T. ELA & Math + NGSSS Science & Social

**STORE (Monthly Folders are available in our STORE) (Individual worksheets are available on teacherpayteacher.com)**

This week....	Monday	Tuesday	Wednesday	Thursday	Friday
<p><b>Standards:NGSS</b>  <b>K-ESS2-1:</b> Use observations to describe weather patterns.  <b>CCSS.ELA-LITERACY.SL.K.1:</b> Participate in collaborative conversations.  <b>Materials:</b> Weather chart, Weather picture cards (sunny, rainy, cloudy, windy, snowy)            Crayons            Weather worksheet  <b>Books:</b> It Looked Like Spilt Milk; Rain, Rain, Go Away.</p>	<p>2 ☀️ <b>Weather Card</b></p> <p><b>Read:</b> The Weather Book</p> <p><b>Writing:</b> "Today the weather is..."</p> <p><b>Sight Words List</b></p> <p><b>SS:</b> Name and discuss our 4 Seasons. Draw pictures to show how the season changes.</p>	<p>3 ☁️ <b>Weather Card</b></p> <p><b>Math:</b> Weather graph</p> <p><b>Science:</b> Observe weather, Draw and write your discoveries in your Science Journals</p> <p><b>Numbers:</b> Count sunny days and write the number</p>	<p>4 ☁️ <b>Weather Card</b></p> <p><b>Read:</b></p>  <p><b>Writing:</b> Write Words that begin with "W"</p> <p><b>Sight Words List</b></p> <p><b>SS:</b> What is a meteorologist? What is the weather like in your state?</p>	<p>5 ☁️ <b>Weather Card</b></p> <p><b>Math:</b> Weather sorting</p> <p><b>Science:</b> Pretend to be a Meteorologist. Use the weather cards to place on a map of the U.S.</p> <p><b>Numbers:</b> Addition and Subtraction with Raindrops</p>	<p>6 🌈 Weather Review</p>  <p><b>Read:</b></p> <p><b>Writing:</b> "My Perfect Weather Adventures"</p> <p><b>Sight Words List</b></p> <p><b>SS:</b> Pretend to be a meteorologist. Use the weather cards to place on a map of the U.S.</p>

<p><b>Standards: NGSS K-LS1-1:</b> Use observations to describe patterns of plant growth</p> <p><b>CCSS.ELA-LITERACY.RI.K.1:</b> Ask and answer questions about key details.</p> <p><b>Materials:</b> Real plant or picture of a plant Plant diagram (roots, stem, leaves, flower) Construction paper Glue and crayons</p> <p><b>Books:</b> The Tinny Seed; Lola Plants a Garden</p>	<p>9 🌱 <b>Plants Cards</b></p> <p><b>Read:</b> The Tiny Seed</p> <p><b>Writing:</b> Label plant parts</p> <p><b>Sight Words List</b></p> <p><b>SS:</b> Farmers in America, Visit a local farm, or community a garden</p>	<p>10 🌻 <b>Plants Cards</b></p> <p><b>Math:</b> Count seeds</p> <p><b>Science:</b> Plant seeds and Plant life cycle in Science Journal</p> <p><b>Number Knowledge:</b> Count the Number of seeds and find the number</p>	<p>11 🌻 <b>Plants Cards</b></p> <p><b>Read: Story sequence/ Review the story The Tiny Seed.</b> Use the story cards to put them in order.</p> <p><b>Writing:</b> “My Favorite Flower is....”</p> <p><b>Sight Words List</b></p> <p><b>SS:</b> Visit a Flower Shop</p>	<p>12 🌷 <b>Plants Cards</b></p> <p><b>Math:</b> Provide assorted seeds to identify and Sort</p> <p><b>Science:</b> My Greenhouse Bag experiment</p> <p><b>Number Knowledge: Addition and Subtraction with Petals</b></p>	<p>13 🌿 <b>Plant Review</b></p> <p><b>Read:</b> Lola Plants a Garden.</p> <p><b>Writing:</b> If you had a garden, what would you like to plant?</p> <p><b>Sight Words List</b></p> <p><b>SS:</b> What is a Gardener?</p>
<p><b>Standards:</b> <b>CCSS.ELA-LITERACY.SL.K.4:</b> Describe familiar people and places.</p> <p><b>NCSS Social Studies Standard:</b> Roles of community helpers.</p>	<p>16 🧑 <b>Community Helpers Cards</b></p> <p><b>Read:</b> Helpers in My Community</p> <p><b>Writing:</b> “When I grow up, I want to be a ....”</p>	<p>17 🍀 St. Patrick’s Day</p> <p><b>Read:</b> How to Catch a Leprechaun</p> <p><b>Math: Story Sequence, St.</b></p>	<p>18 🧑 <b>Community Helpers Cards</b></p> <p><b>Read: Click book To purchase.</b></p> 	<p>19 🧑 <b>Community Helpers Cards</b></p> <p><b>Math:</b> Count the tools and write the numbers.</p> <p><b>Science:</b> Tools helpers use. Match the <b>Tool Cards with</b></p>	<p>20 🚒 <b>C. Helper Review</b></p> <p><b>Read (Monday):</b></p>  <p>Discuss this week's lesson. Likes and</p>

<p><b>Materials:</b>Community helper pictures Dramatic play costumes (doctor, firefighter, police), Crayons Community helper worksheet</p> <p><b>Books:</b> Helpers in My Community; How to Catch a Leprechaun; Heroes in my Home</p>	<p><b>Sight Words List</b></p> <p><b>SS:</b> Create and Distribute “Thank You” Notes to the Community Helpers in your neighborhood.</p>	<p><b>Patrick’s Day Patterns</b></p> <p><b>Science:</b> Rainbow Bubbles Experiment</p> <p><b>Number Knowledge:</b> Counting Gold Coins</p>	<p><b>Writing:</b> “A ____ helps us.”</p> <p><b>Sight Words List</b></p> <p><b>SS:</b>Visit a Community Helper in your community. Draw your experience.</p>	<p><b>the correct Helper Card.</b></p> <p><b>Science Journals:</b> Draw and write your favorite Community Helper and tool used.</p>	<p>dislikes. Complete activities and stories for comprehension.</p>
<p><b>Standards: NGSS K-ESS2-1:</b> Weather and seasonal changes. <b>CCSS.ELA-LITERACY.SL.K.5:</b> Add drawings to describe ideas</p> <p><b>Materials:</b> Spring picture cards Chart paper Markers Spring coloring sheet Dish detergent Vinger Food Coloring Straws</p> <p><b>Books:</b> Planting a Rainbow;Everything</p>	<p> <b>Spring Cards</b></p> <p><b>Read:</b> Planting a Rainbow</p> <p><b>Writing:</b> Spring sentence “I like Spring, because...” “I see ..... in Spring.” “We like to .... in Spring.”</p> <p><b>Sight Words List</b></p> <p><b>SS: Holidays in Spring</b></p>	<p>23.  <b>Spring Animals</b></p> <p><b>Math:</b> Flower patterns</p> <p><b>Science: Animal babies.</b></p> <p><b>Number Knowledge:</b> Count Petals and write numbers</p>	<p>24.  <b>Flowers Cards</b></p> <p><b>Read:</b> </p> <p><b>Writing: My Spring Journal</b></p> <p><b>Sight Words List</b></p> <p><b>SS:</b> Holidays in Spring</p>	<p>25.  <b>Colors Cards</b></p> <p><b>Math:</b> Create color patterns</p> <p><b>Science:</b> Color Experiment</p> <p><b>Number Knowledge:</b> Counting by 2’s, 5’s and 10’s</p>	<p>26.  <b>Spring Review</b></p> <p></p> <p><b>Read: SPRING</b></p> <p>Discuss this week's lesson. Likes and dislikes. Complete activities and</p>

Grows; The Very Hungry Caterpillar First Spring					
---	--	--	--	--	--

## Additional Activities

### Daily Center Rotations

Students rotate through centers each day.

### Reading Center

Sight word matching

Story sequencing cards

### Writing Center

Sentence building strips. "I see..." "I want to be..."

Draw and label pictures, spring animals, flowers,

Community Helpers

### Math Center

Counting cubes

Shape sorting

Addition and Subtraction within 10

### Science Center

Plant observation journal

Magnifying glass exploration

Rainbow color experiment

Spring Observation Walk

Look for flowers, insects, and clouds

Draw what students see in journals

### Special March Activities

March 17 – St. Patrick's Day

Build a leprechaun trap

Count gold coins

### Worksheets Used During the Month

Weather graph

Weather clothing match

Seed counting sheet

Plant life cycle sequencing

Community helper matching

Gold coin addition

Flower color-by-number

Spring observation journal page